

The Senior Leadership Team

This is the Senior Leadership Team at Toyndee. You will see us at breaktime, lunchtime, in your lessons, and in the corridors around school, so please let us know if we can do anything to help you.



Mr M Longden
Headteacher



Mr A Kerwood
Deputy Headteacher



Mr P Lawrence
Deputy Headteacher



Mrs M Taylor
Assistant Headteacher



Mrs S Kerwood
Assistant Headteacher



Mr S Magee
Assistant Headteacher



Mr R Harrison
Director of Finance and Resources


Achieve your Personal Best at Toynbee



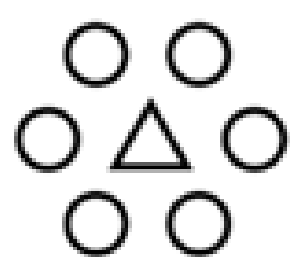
Participation: Get involved, make friends, discover a talent or interest and be a part of the school community



Respect: Accept everyone for who they are, their ideas, faiths and beliefs



Opportunity: Experience as much as you can to enrich your school experience



Unique: Be yourself; we celebrate everyone for doing their best and giving their all



Determination: Strive to achieve the best in all you do

You will be given Proud Points when you demonstrate our PROUD values. You will be able to work towards your Bronze, Silver or Gold award, which will result in you being given a badge to wear on your blazer.

There will also be prizes for the tutor group with the most Proud Points!




TOYNBEE HOUSE SYSTEM



EACH TUTOR GROUP IN EACH YEAR GROUP HAS BEEN ASSIGNED A HOUSE.

EACH HOUSE HAS A HEAD OF HOUSE AND A TEAM OF HOUSE CAPTAINS.




SPITFIRE- MISS BARROW



SOLENT- MR BOULTON



CLARENDON- MISS STEVENS




DRUMMOND- MISS WOOD

THE BEST WAY YOU CAN BE PART OF YOUR HOUSE TEAM IS BY EARNING PROUD POINTS AND GETTING INVOLVED!

WE TOTAL UP YOUR PROUD POINTS TOWARDS THE HOUSE CUP, AND OTHER HOUSE REWARDS, LIKE REWARD DAY. THIS WILL BE AN AFTERNOON OF FUN FOR THE WINNING HOUSE AT THE END OF THE YEAR!

GETTING INVOLVED IN TUTOR TIME ACTIVITIES, QUIZZES AND EVENTS LIKE HIDE AND SEEK WILL ALSO WIN YOU HOUSE POINTS! SPORTS DAY IS ANOTHER GREAT EVENT TO PARTICIPATE IN TO HELP YOUR HOUSE TOTAL!

Solent:



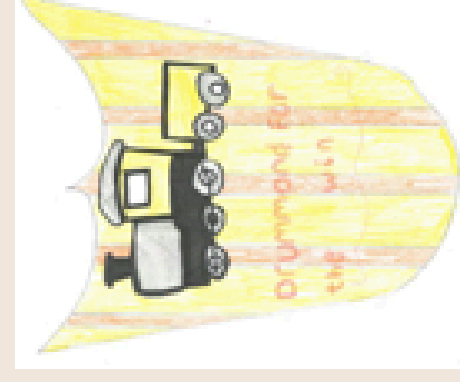
Spitfire:



Clarendon:



Drummond:



Toynbee School Uniform

To show that you are part of Toynbee School, we ask all pupils to wear the following uniform:



**Black blazer
with school logo
or badge**

AND/OR



**Black V Neck
Sweartshirt
with school logo
or badge**



**Grey and black
clip on tie**



**Grey tartan box
pleat skirt**



**Black school
trousers**



**Black senior day
shorts**



**White school
shirt- long
sleeved or short
sleeved**



**Black leather or
vinyl school
shoes**



**Black, white or
grey school
socks or black
tights**

A reminder that the following are NOT allowed as part of the Toynbee School Uniform:

- Black sweatshirts, jumpers or cardigans without the school's logo
- Leggings, tracksuit bottoms or jeans
- Stretchy trousers
- Rolling up or shortening school skirts
- Trainers
- False nails or nail varnish
- Excessive make up

Please go on our website for full details about our school uniform, including information about what to wear for PE.

Toynbee School



How to be prepared for all your lessons



Arrive to class on time and line up outside your classroom



Enter the room quietly, calmly and greet your teacher



Get your equipment out onto your desk



Take off your coat and put it on the back of your chair




Participate in the 'Do Now' activity straight away


Equipment List:



Pens



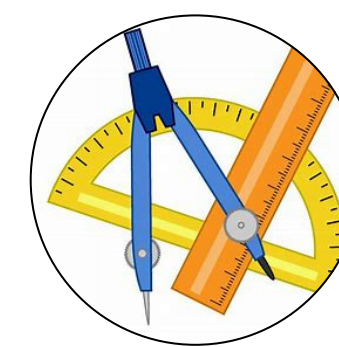
Pencils



Ruler



Scientific Calculator



Mathematical Equipment



Highlighters



Glue



PE Kit




Any other equipment your teacher has asked you to bring

Toynbee School



How to respect that we are all here to learn


✔ Show respect for your learning by:



Prioritising going straight to your lessons



Using the toilets at lesson changeover, but do not wait for your friends



Not arranging to meet up with friends during lesson changeover



Not waiting for your lessons in the Quad areas; you line up by your classroom door

Prioritise Learning

In Lessons  Learning

- Your teacher will only give you permission to leave the lesson if it is an urgent issue that needs resolving immediately
- You cannot leave a lesson without permission



Toynbee School



How to respect that we are all here to learn

✔ Show attentiveness by:



Responding to 3,2,1 countdown promptly



Eliminating distractions by putting equipment down and facing away from anything that may divert your attention



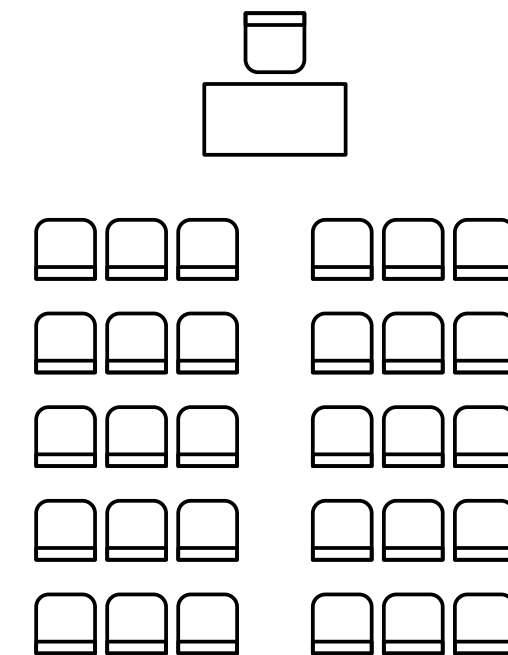
Showing engagement through your body language by sitting upright in your chair and by facing the primary speaker.



Raising your hand to signal that you:

- wish to participate
- have a question that is important to ask
- would like some help from your teacher

Seating Plans



Seating plans will always prioritise what is best for your learning: respect that we are all here to learn by respecting your teachers' seating plans.

Toynbee School



How to respect that we are all here to learn

✓ Secure disruption free learning by:



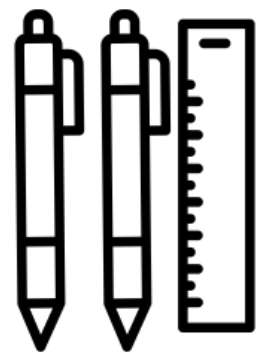
Responding to the 3,2,1 countdown promptly



Only engaging in conversations about the learning, and only when your teacher has asked you to



Starting tasks as soon as your teacher has asked you to



Placing all equipment down when listening to your teacher to minimise distraction and noise



Raising your hand to signal that you wish to contribute or ask a question that is relevant to the lesson



Sitting in your allocated seat in the seating plan, collaborating only with those you have been asked to work with

Toynbee School

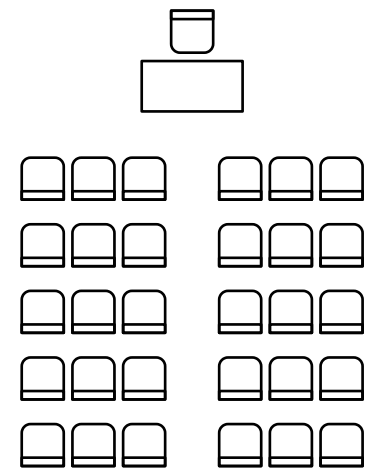


How to respect that we are all here to learn

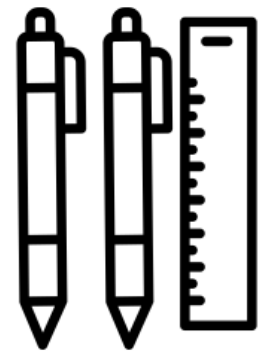
✔ Your teachers will support you in achieving disruption free learning by:



Using the 3,2,1 countdown so you know when you are expected to be silent and attentive



Using seating plans to ensure you are grouped in the best way to support your learning



Reminding you what you need to do throughout the lesson



Talking to you if any changes need to be made to achieve disruption free learning for everyone

It is the responsibility of everyone to ensure classrooms are respectful places where:


- Teachers can teach
- Pupils can learn
- Everyone feels safe

Toynbee School



How to show respect towards each other

✓ At Toynbee, we show respect to everyone by:




Treating everyone with kindness, no matter our differences



Helping each other through anything we may find difficult



Being careful of each other's physical space



Talking to an adult straight away if you see or hear something that does not feel right

Respect for All

To ensure everyone's wellbeing and safety, the following are not tolerated at Toynbee:

- Unkind behaviour
- Making fun of each other
- Physical behaviour (pushing, shoving, hitting)
- Swearing
- Prejudicial language: this means using any words that may unfairly judge or label a person or a group of people for who they are

The Classroom Behaviour Stages



It is the responsibility of everyone to ensure classrooms are respectful places where:

Teachers can teach

Pupils can learn

Everyone feels safe

Teachers will create a welcoming and positive environment, where pupils are acknowledged, praised, supported and made to feel like they matter.

Pupils will be respectful to all and will follow the Toynbee Expectations at all times.

The stages below indicate teachers' & pupils' actions, should further steps be required

Stage 1

The teacher communicates a ***Final Reminder*** to the pupil.

The teacher will remind the pupil of the behaviour that is expected of them and how they can achieve this

Stage 2

Teacher will direct the pupil to work in another room

The pupil will complete their work in the room indicated by the teacher

The Teacher will arrange a 'Restorative Conversation' with the pupil

Stage 3

The Restorative Conversation

The ***Restorative Conversation*** will provide everyone with an opportunity to share their perspective and to agree on a positive way forward, in line with the Toynbee Expectations

The Teacher will contact 'On-Call' to assist in removing a pupil to another space in the following circumstances:

A pupil does not arrive to their lesson or walks out of their lesson without permission

Referral to Guidance

A pupil uses verbally abusive, sexual or discriminatory language or acts in an unsafe, aggressive or intimidatory way

Referral to Guidance and SLT

Pupil refuses to follow the teacher's instructions to go another room, or pupil disrupts the learning of another room

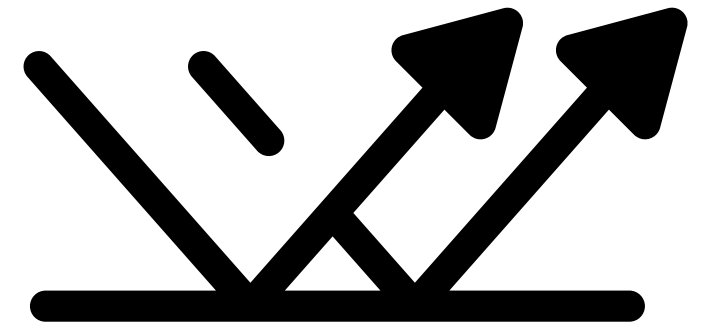
Referral to Head of Department

What is a Restorative Conversation?

It is really important that we support all pupils in meeting the Toynbee Expectations and *Restorative Conversations* are one of the many things that we will do to support you in meeting these.

Staff will always remind you of their expectations, but if their reminders have not worked, a member of staff will ask you to have a *Restorative Conversation*. They may ask you to stay behind at the end of a lesson to have a *Restorative Conversation*, or they may ask you to meet them at breaktime, lunchtime or after school.

What happens in a *Restorative Conversation*?



- 1 The member of staff will explain what happened, and will explain why it did not meet the Toynbee Expectations.
- 2 You will be asked to share your point of view on what happened.
- 3 You and the member of staff will talk about any support you may need to make sure you are successful in meeting the Toynbee Expectations moving forward.

Sometimes, there may be more than one member of staff there to support with the conversation; we are all here to help you!



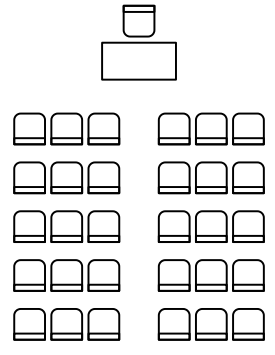
Restorative Conversations will be an important moment for you to show that you can Bounce Back & Stay on Track!

Remember it is normal to make mistakes or to face some difficulties.


The most important thing will be how you respond, and this is what keeps you on track and helps you become your best self!

What is a Final Reminder?

Your teachers will do all that they can to support you in meeting the Toynee Expectations. For example, they will:




Use seating plans to ensure you are grouped in the best way to support your learning



Welcome you to the lesson and ensure you are registered



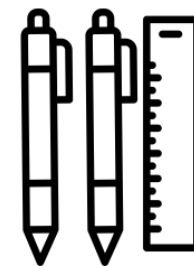
Learn about the best way to support you, your learning and any challenges you may face



Praise you when you get it spot on



Use the 3,2,1 countdown so you know when you are expected to be silent and attentive



Remind you what you need to do throughout the lesson



Talk to you or the class if changes need to be made to achieve disruption free learning for everyone



Design their lessons so that you can participate and progress

A **Final Reminder** will be given when your teacher has tried to support you in meeting the Toynee Expectations but you are still not meeting them.

It is really important that if you are given a **Final Reminder** you use it as an opportunity to Bounce Back & Stay on Track.

Pick yourself up

Stay positive



Keep moving forward

Handle setbacks without giving up

See challenges as opportunities to learn

What do I do if I get lost?

It's very normal when you are getting used to somewhere new to feel a bit worried about finding your way round. But do not worry! Here are some handy tips on what you can do if you do not know where you are going.



Did you know?

All the classrooms begin with the first letter of their subject.

- E is for English. So, E1 is an English classroom!
- T is for Technology. T2 is a Technology classroom!

Use your map to find your way

You can even colour in the classrooms you will need to go to on your map!

Follow your tutor group!

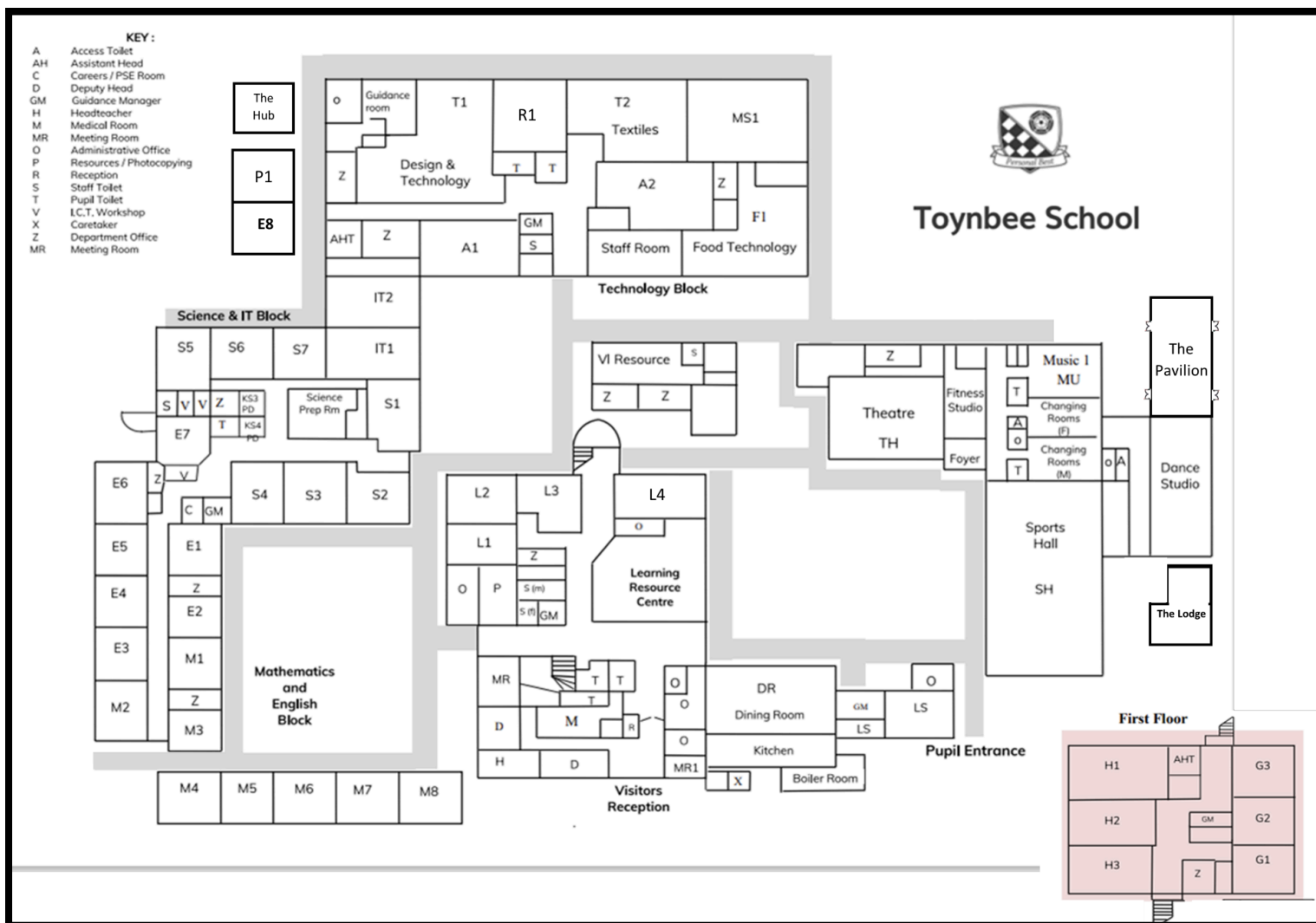
Most of the time, you will be in the same class as the rest of your tutor group. Therefore, stick together!

Ask a teacher or another pupil

“Excuse me; can you show me where this room is?”

Go to Reception or Guidance

There will always be someone to help you at Reception or Guidance.



Handy Tip

Reception is at the front of the school and Guidance is at the back of the school. Head there if you ever need any help!

What do I do at breaktime and lunchtime?

Breaktime and lunchtime are the perfect opportunity for you to spend some time with your friends, to talk about how your day is going, and to relax and unwind before your next lesson.

You can have something to eat or drink; you may want to eat or drink something that you have brought in from home, or you may want to buy something from *The Kitchen @ Toynbee*.



Where can I go?



The Canteen

There are tables and benches to sit on both inside and outside of the Canteen.

The area outside the Canteen is called the Canopy Area, as you are sitting under a canopy to protect you from the weather!

The Pavilion

There are tables and benches to sit on inside and outside of the Pavilion.

The Astro

You can go on the Astro with to play ball games with your friends. There are some rules that everyone follows in order to keep everyone safe:

- You have to leave your bag outside the Astro, unless you carry an autoinjector, inhaler or any other medical equipment you may need
- You are not allowed to eat or drink on the Astro
- Each year group has its own designated goals; please stick to your year group's goals
- If you act in an unsafe way, you may be asked to leave the Astro

The teachers will blow their whistle when you need to stop your game and get ready for your lesson!

Remember to go to the toilet at breaktime and lunchtime before your next lesson



Remember!

There will always be teachers out at breaktime and lunchtime to help you.

They will be wearing orange jackets so that you can spot them easily!



How do I buy food at school?

At Toynbee, we have a school canteen you can buy food from called **The Kitchen @ Toynbee School**. There are 2 places you can buy food from: the main school canteen, and a smaller shop called **The Pod**. *The Pod* can be found near to the Astro.



On your first day, we will set up your fingerprint. This will mean that you can put your finger on a button, and it will tell the person on the till how much money you have on your account and it will allow you to pay for food.

Your parents can add money to your account on Arbor, or can send you into school with cash (coins and notes) to load onto your account. You cannot pay with cash (coins and notes) at the till. Instead, you will have to put this into a machine and it will load it onto your account for you.

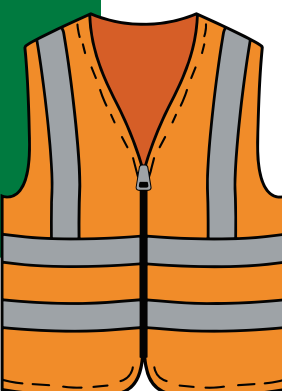
If you want to check how much money you have, you can put your fingerprint on the machine in the canteen and it will tell you!

- 1 Join the queue and wait patiently for your turn 😊
- 2 Pick up the food or drink you would like to buy
- 3 Take your food or drink to the till and place your fingerprint on the scanner
- 4 The person on the till will tell you if you have enough money to buy what you have chosen.
- 5 **Enjoy!**

Don't worry!

If your fingerprint does not work, you can always just give the person on the till your name.

There will always be staff available at breaktime and lunchtime, wearing an orange jacket so you can easily see them. Everyone will be more than happy to help you!



What do I do if I have a problem or feel worried?



The first thing to remember is that it is normal to have worries or to feel worried sometimes.

The best thing you can do if you have a problem or if you feel worried is to talk to your parents or talk to an adult in school, who will be able to support you with what to do next. It may be that you're not sure exactly what is worrying you, and they will be able to ask you some questions to hopefully get to the bottom of it!

Problem in your lesson?

If something is making you feel worried in a lesson, talk to the teacher and they will be able to help you to solve the problem as quickly as possible.

Problem at breaktime or lunchtime?

There will always be members of Toynbee staff present at breaktime or lunchtime wearing their orange jackets. Please speak to them straight away if there is a problem and they will help you to solve it!

The Guidance Team

Not only do you have your own Year 7 Guidance Manager, but you also have the whole of the Guidance Team to help you whenever you need it. There will always be one of the Guidance Managers available in Guidance to talk to.

You can find a guide of 'Who's Who' in the Guidance Team on the next page!

The Safeguarding Team

We also have our Safeguarding Team, who you can talk to if you have any worries or problems.

You can find a guide of 'Who's Who' in the Safeguarding Team on the next page.

The Guidance Team



Mrs Vallance



Ms Freemantle



Ms Gentle



Miss Sherrell



Miss Stevenson



Mrs Scambler



Mrs Elliot

The Safeguarding Team



Mr Longden



Mr Lawrence



Mrs Taylor



Mr Magee



Miss Kalogerias



Miss Charman



Mrs Hill

What do I do if I feel unwell at school?



There may be times at school when you do not feel very well, or you have hurt yourself.

You can go to the Medical Room at breaktime or lunchtime. This is at the front of the school, next door to Reception.

What do I do if I feel unwell during a lesson?

If you are in a lesson and you do not feel very well, you can tell your teacher. If they think you need to go to the Medical Room, they will give you permission to go to the Medical Room.

Medication

Do you have an **inhaler**?
Do you have an **epipen** for an allergy?
Do you take **regular medication**, such as tablets?

You will need to make sure that you have it with you at all times, also giving a spare to the Medical Room just in case!

Individual Healthcare Plan

If you have a medical condition that requires us to support you in school, we will put together an Individual Healthcare Plan.

This will allow us to know exactly how to help you.

Please make sure you and your parents keep us updated of any changes!



This is our Welfare Officer, Mrs Woodall.

Mrs Woodall will always be happy to help you if you need anything.

We will let your parents know if you have visited the Medical Room and we will call them if we think you may need collecting from school.

Did you know?

We have a supply of period products in the Medical Room that you are welcome to whenever you need them.

How do I use the school's Library?

Our Library is called the **LRC- the Learning Resource Centre**.

In our LRC, you can:

- Write book reviews
- Borrow 2 books at a time (for 1 month)
- Get book recommendations from the librarians
- Use the computers for schoolwork and homework
- Compete to win the Triwizard trophy every term for your tutor group- the more books you borrow, the better your chances!
- Access SORA - our online reading app



Logging onto SORA in school:

- Log in as normal
- Type in www.soraapp.com
- Search for Hampshire school library service, then Toynbee school.
- You should then be logged in and ready to read.



Logging onto SORA at home:

- You can use Sora on a web page or download the app from Apple or Google playstore
- Search for Hampshire Schools library service and Toynbee
- Login using your school login information.
- You should now be ready to read!

**The LRC is open every day from
8:15 - 4pm**

**The LRC will be open at breaktime
and lunchtime - unless there is a
lesson in the LRC- in which case,
there will be a sign on the door
asking you to pop back later!**

Did you know?
You will have the
opportunity to apply
to become a librarian
in Year 7!



**Mrs Nicholls
LRC Manager**



What will I have for homework?

At Toyndee, we call homework **home learning**.

Home Learning will:

- ✓ Link to what you are learning about in lessons
- ✓ Be set in line with the home learning timetable
- ✓ Be set and explained on Satchel One



Week A

Mon	Tues	Wed	Thurs	Fri
Science	Geography	English	History	Maths
	RS		Drama	

Week B

Mon	Tues	Wed	Thurs	Fri
Science	MFL	English	Computing	Maths
Design and Technology		Art		Music

Remember, the LRC is open every day from 8:15-4pm.

There are plenty of computers for you to log onto so that you are able to complete your home learning at school.

Your home learning will be due in on the day that it is set.

For example, your home learning in English will be set every Wednesday and due every Wednesday.


Your MFL home learning will be set every Tuesday Week B and due every Tuesday Week B.

What is Satchel One?


Satchel One is a website and an app we use to set home learning and to post links to any resources you may need. You can also view your timetable on Satchel One.



Logging into Satchel One: Using a computer

- 1 Go to the Satchel One website – www.satchelone.com
- 2 Select 'Student' Click 'Sign in with Microsoft 365' 
- 3 Sign in using your Toynbee email address and your Toynbee password

Logging into Satchel One: Using the Satchel One App

- 1 Download the Satchel One App from an App Store
- 2 Search for Toynbee School
- 3 Sign in using your Toynbee email address and your Toynbee password 

Use Satchel One to:

- Check your timetable
- See what your home learning tasks are
- Read any instructions about your home learning
- Access any resources you may need to be able to complete your home learning
- Ask your teacher any questions about your home learning



Your parents can get access to Satchel One too, which is really handy for helping you with your organisation!

What will I learn this year in...



English?

Order	Topic	Details	Assessment Mark
1	Introduction to Rhetoric	You will learn all about the power of language to have an impact.	
2	Frankenstein	You will experience Victor Frankenstein's tragic story, learn what motivates him & evaluate the choices he makes.	
3	Dystopian Literature	You will explore and then write your own dystopian fiction, set in an imagined future.	
4	Animal Farm	You will read George Orwell's famous book, which explores how leaders can become unfair & how power can be misused.	
5	The Odyssey	You will read the story of Odysseus, on his adventurous journey home after the Trojan War.	
6	Poetry	You will read a selection of poetry, showing how different writers use poetry to share their ideas & feelings about the world.	

What will I learn this year in...



Maths?

Order	Topic	Assessment Mark
1	Sequences	
2	Algebraic Notation & Substitution	
3	Expressions & Equations	
4	Place Value	
5	Four Operations	
6	Average & Range	
7	Rounding & Estimation	
8	Graphing Data	
9	Fractions, Decimals & Percentages	
10	Perimeter & Area	
11	Speed, Distance & Time	
12	Properties of Number	
13	Fractions- Adding & Subtracting	
14	Angles & Polygons	

What will I learn this year in...

Science?



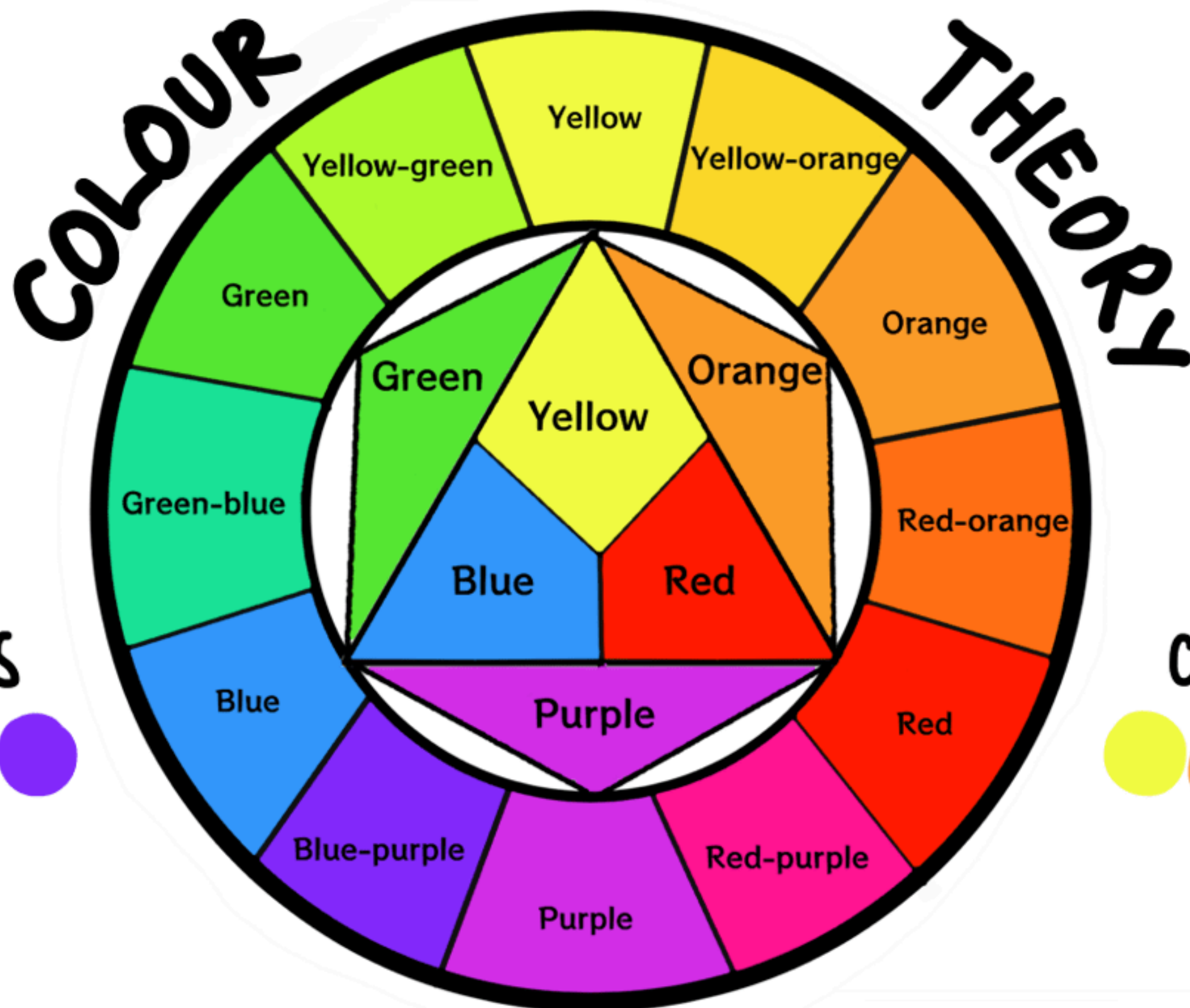
Order	Topic	Details	Assessment Mark
1	Lab Skills	You will learn how to carry out practicals safely in the science lab.	
2	Particles and Separation Techniques	You will learn about particles & states of matter.	
3	Forces	You will explore how & why objects behave in certain ways in the world around them.	
4	Cells and Organisation	You will learn how to use a microscope & explore the different types of cells & their functions.	
5	Elements and the Periodic Table	You will learn about the Periodic Table & identify the differences in elements, compounds & mixtures.	
6	Energy	You will learn about energy as a mathematical concept & the idea that energy allows us to work out if something could happen.	
7	Health and the Human Body	You will learn about the respiratory system & the parts & functions of different organs.	
8	Chemical Reactions	You will learn about physical and chemical changes, including word & chemical equations & a range of different chemical reactions.	
9	Electricity and Magnetism	You will explore electricity, magnetism & electromagnetism.	
10	Reproduction	You will learn about reproduction in humans & plants.	

What will I learn this year in...

Art & Design?



Order	Topic	Details	Assessment Mark
1	Green and Spiky	Inspired by the work of Patrick Coffaro, you will develop the skills of line drawing, tonal shading, cross hatching, proportion, size, scale & texture.	
2	Van Gogh	You will focus on the artist Vincent Van Gogh, learning about colour theory, paint mixing & acrylic painting skills & techniques.	
3	Masks of the World	You will use 3D sculpting techniques to create your own cultural mask.	



COOL
COLOURS




WARM
COLOURS



What will I learn this year in...


Computer Science ?



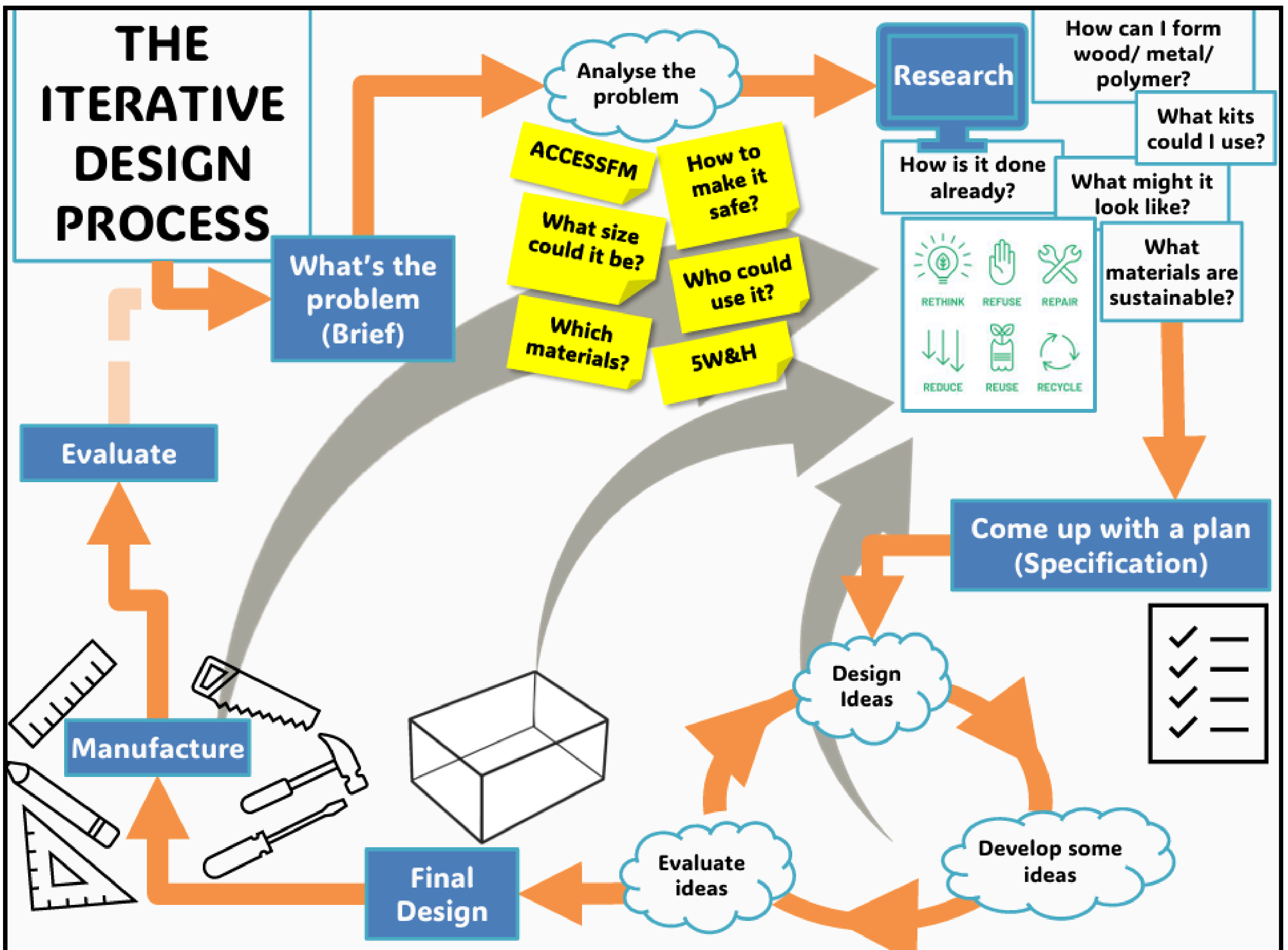
Order	Topic	Details	Assessment Mark
1	Welcome to Toynbee's Digital World	You will learn about the school network and explore important online safety issues, such as cyberbullying, respecting others online and & spotting strangers.	
2	Networks from Semaphores to the Internet	You will learn about networks & how data is transmitted across them. You will also learn about types of hardware & how the Internet and World Wide Web actually work.	
3	Programming Essentials in Scratch- Part 1	You will use Scratch 3 to become familiar with programming, learning about sequencing, variables, selection & count-controlled iteration.	
4	Modelling Data Using Spreadsheets	You will learn how to use spreadsheets, including using formulas to write your own COUNTIF statements.	
5	Programming Essentials in Scratch- Part 2	You will develop your knowledge of programming further & develop your problem-solving skills in building your own Scratch programme.	
6	Using Media-Gaining Support for a Cause	You will develop your digital literacy skills through focusing on software formatting & the concerns surrounding the use of other people's work, including licensing and legal issues.	

What will I learn this year in...

Design & Technology?



Order	Topic	Details	Assessment Mark
1	Mechanical Toy	You will build your own timber-framed mechanical toy, applying what you will learn about levers, cams, gears & pulleys.	
2	Tiny House	You will develop your design skills through processes of sketching, physical & computer-aided design models, using 3D CAD modelling software & exploring the role of virtual reality in design.	



What will I learn this year in...

Drama ?



Order	Topic	Details	Assessment Mark
1	Melodrama and Pantomime	You will explore the genres of Melodrama and Pantomime as an introduction to the subject of drama and the skills & techniques used in performance.	
2	Commedia dell'Arte and Silent Movies	You will learn about Commedia dell'Arte & Silent Movies, exploring physical comedy, stock characters & audience interaction.	
3	Elizabethan Theatre	You will focus on William Shakespeare's <i>Macbeth</i> to develop your knowledge and understanding of this theatre style, Shakespearean language & the idea of performing from a script.	

Upon joining Toynbee School, you will have the opportunity to participate in our school productions. Look out for the launch of our KS3 Panto and our yearly school musical!

What will I learn this year in...

Food Preparation & Nutrition?



Order	Topic	Details	Assessment Mark
1	The Foundations	<p>Year 7 Food Preparation & Nutrition introduces you to the foundations of healthy eating, food safety & basic cooking skills.</p> <p>You will develop your practical skills through a range of simple cooking activities, such as fruit fusion, pizza toast, pasta sauce, macaroni cheese & shortbread.</p>	



What will I learn this year in...



Geography ?

Order	Topic	Details	Assessment Mark
1	What is Geography?	Through exploring the geography of the British Isles, you will develop your map skills, learning about latitude, longitude & grid references.	
2	Development	You will investigate how levels of development vary around the world & the reasons behind these differences.	
3	Sustainability	You will learn what sustainability means, exploring energy use, food sources & carbon footprints.	
4	Water	You will study water as a valuable resource, exploring how it can be managed sustainably using examples from the United Kingdom and beyond.	
5	Africa- A Continent of Contrast	Through a focus on the continent of Africa, you will learn about diverse people, landscapes and cultures.	
6	Weather	You will learn about weather & the climate, completing some fieldwork where you can collect, present & analyse geographical data.	

What will I learn this year in...

History?



Order	Topic	Details	Assessment Mark
1	Introduction to History	You will learn what it means to study History, including understanding the key concepts of chronology & cause and consequence.	
2	Norman Conquest	You will learn about how & why the Norman Conquest took place & will form a judgement on how far life changed for certain groups.	
3	Silk Roads	Based on Peter Frankopan's book <i>The Silk Roads</i> , you will learn about how the Silk Roads was not a physical road, but a series of links between places across which trade, ideas & religion would spread.	
4	Religion and the Monarchy	You will learn about the power struggle between the monarchy & the church & the impact of religion on significant events, such as the Crusades, the Magna Carta & the Peasants' Revolt.	
5	Life in the 14 th Century	You will explore the lives of people during the 14 th century, looking at the role of the church, the life of serfs, the impact of wars, the Black Death & the Peasants' Revolt.	
6	Religion and the Tudors	You will analyse the changing relationship between church and state during the Tudor era.	
7	Tudor Tolerance	You will explore the Tudor era from different perspectives, evaluating the extent to which Tudor England can be viewed as tolerant to people of different backgrounds.	
8	English Civil War	You will learn about the causes and impact of the English Civil War, as well as the establishment of England as a constitutional monarchy following the Glorious Revolution of 1689.	

What will I learn this year in...


Languages ?



Order	Topic	Details	Assessment Mark
1	Introducing Myself and Others	<p>You will learn how to provide information about yourself, both in written and spoken form. You will be able to answer the following <i>golden questions</i> in either French or Spanish by the end of the unit:</p> <ul style="list-style-type: none"> • What's your name? • How are you? • Where do you live? • How old are you? • When is your birthday? • What colour are you hair/eyes? • What is your personality like? 	
2	Life at School	<p>You will learn how to describe both places & things & learn how to give opinions and justify them. You will be able to answer the following <i>golden questions</i> in either French or Spanish by the end of the unit:</p> <ul style="list-style-type: none"> • What do you have in your bag? • What is there in your school? • What subjects do you study? What subjects do you like/dislike? Why? • What time is it? 	
3	My Family and Hobbies	<p>You will learn how to describe and identify people & discuss their relationship to you. You will learn how to talk about your hobbies. You will be able to answer the following <i>golden questions</i> in either French or Spanish by the end of the unit:</p> <ul style="list-style-type: none"> • Who is in your family? • Do you get on well with your family? • What do you do in your free time? 	

What will I learn this year in...

Music?



Order	Topic	Details	Assessment Mark
1	Beats and Rhythms	You will focus on developing your understanding of beats, pulse, rhythm & notation, using Logic Pro music software to learn how to programme & edit beats in different styles.	
2	Pitch and Notation	You will learn how to notate pitch using standard western staff notation, also exploring the use of graphic scores.	
3	The 4 Chord Song	You will learn about chords, practise playing them & have the opportunity to create your own work.	
4	Samba	You will learn all about Samba and have the opportunity to participate in an ensemble performance.	
5	Music for Adverts	You will explore how music is used effectively in adverts & work towards composing your own full piece of music for a chosen advert.	
6	Hooks and Riffs	You will learn how to play riffs on the guitar & learn how to read tab music.	

What will I learn this year in...

Physical Education ?



Order	Topic	Details	Assessment Mark
1	Netball	You will be introduced to the basics of netball & will learn about the rules of the game, including how to pass, shoot & the 3 stages of defense.	
2	Gymnastics	You will develop your individual gymnastic skills, including practising different choreographic devices.	
3	Badminton	You will learn the correct technique & rules of each skill in badminton, also learning how to score & officiate.	
4	Rugby	You will learn the basics of rugby union, including the rules of the game, as well as the basic ball handling skills such as passing, catching & carrying the ball.	
5	Dance	You will learn individual aspects of dance, including how to choreograph & develop movement for a short performance situation.	
6	Handball	You will learn the different techniques for passing, shooting, dribbling & defending in handball.	
7	Football	You will develop your ability to pass & control the ball, learning the rules, strategies & tactics of the sport.	
8	Basketball	You will be introduced to the fundamental rules & regulations of basketball, focusing on dribbling, passing & shooting techniques.	
10	Athletics	You will develop fundamental skills in running, jumping & throwing through a range of track & field activities.	
11	Cricket	You will develop the core skills of batting & bowling.	
12	Outdoor Adventurous Activities	You will take part in recreational & educational activities that focus on team-building, resilience & communication.	

What will I learn this year in...

Religious Studies?



Order	Topic	Details	Assessment Mark
1	Christianity	You will learn about the beliefs of Christianity, exploring how these beliefs drive the actions of Christians today & throughout history.	
2	World Religions: Islam and Buddhism	You will be introduced to the beliefs of Islam, ranging from beliefs about God, to beliefs about the events of the life of Prophet Muhammad & practices such as the 5 Pillars. You will then learn about the beliefs of Buddhism, including the Four Noble Truths, The Eightfold Path, Samsara & Nirvana.	
3	Inspirational People on Earth	You will learn about how the religious beliefs we have studied have influenced major historical figures of the 20 th century, which lead to dramatic changes in society, the effects of which are still with us today.	

In **Religious Studies**, you will study Religion, Philosophy and Ethics from religious and non-religious perspectives.

Religion: learning about different religious beliefs and practices (such as Christianity and Islam) so you understand people, cultures and traditions in the world around you.

Philosophy: asking big questions like *'Is there a purpose to human life?'*, *'What makes a good life?'* and *'How do we know what is right and wrong?'*

Ethics: discussing real-life moral issues such as fairness, crime and punishment, human rights, medical issues, and how to make good choices.

In short, Religious Studies is about understanding beliefs, ideas and ethical choices — not about telling you what to believe.

What will I learn this year in...



Personal Development ?

ToynBEE
your best self

We want to support you to be the best version of yourself. We all need to learn how to be our best selves and, just like we have lessons in subjects like English, Maths and Science, you will also have lessons that give you the key life skills that EVERYONE needs. These lessons are called your Personal Development lessons.

Some key skills for us to practise are explained below:



Sometimes things don't go the way we want. We might:

- Get stuck on a tough problem
- Face a setback
- Feel upset when plans don't work out

The most important skill you can learn is how to bounce back:

- Pick yourself up
- Stay positive
- Keep moving forward
- Handle setbacks without giving up
- See challenges as opportunities to learn and grow

Remember everyone faces difficulties: how you respond is what keeps you on track and helps you become your best self!

Have you ever said something in the heat of the moment and then wished you hadn't? Or maybe you paused before saying something, thinking it might not be the best thing to say?

This is called filtering your thoughts — a mental guide that helps decide if what you're about to say is:

- Kind
- Helpful
- Respectful

It's important to think first before speaking:

- Is what I'm about to say kind?
- Is it true?
- Will it hurt someone?


Thinking before speaking helps you:

- Avoid saying things you might regret & get in to trouble for
- Build and strengthen friendships
- Make others feel good

Remember: Thinking before you speak is a superpower that helps you become the best version of yourself!

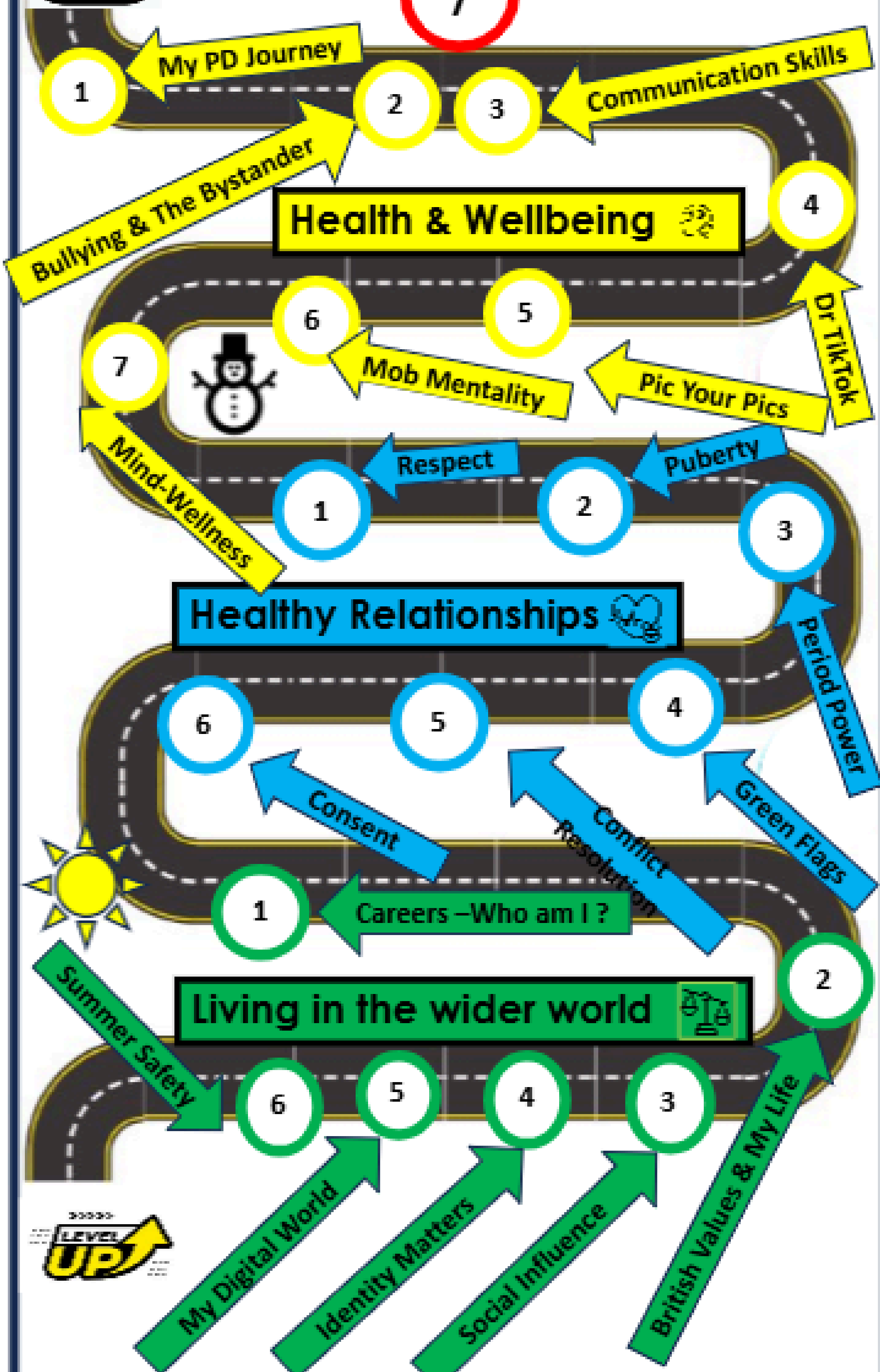


Personal Development

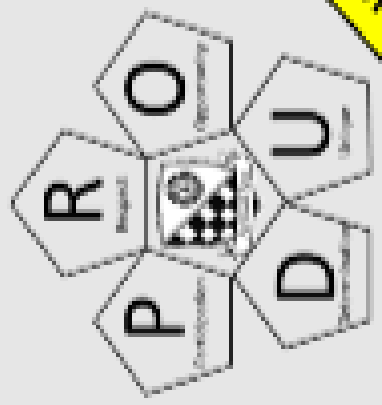
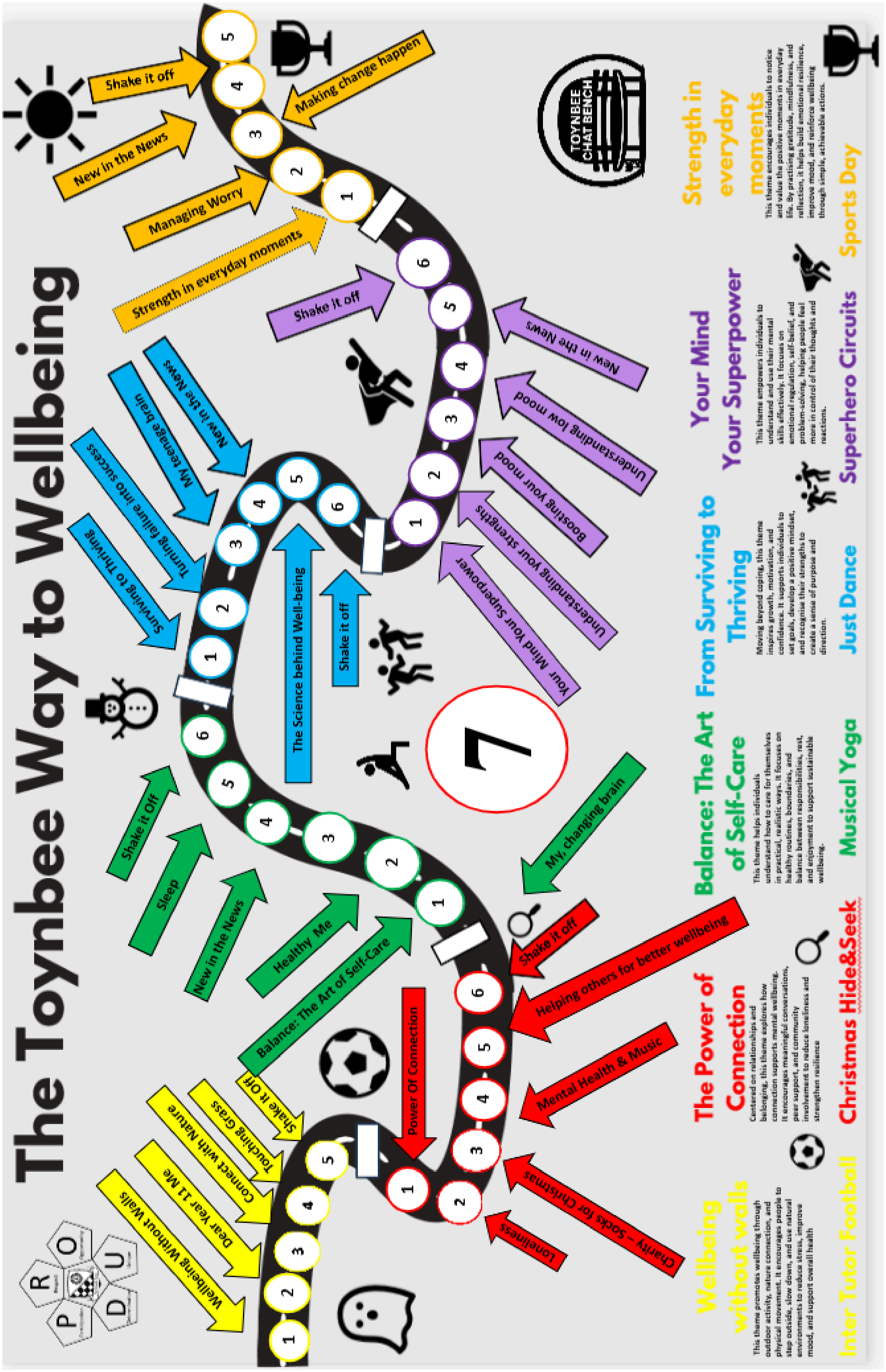


START

7



The Toytnbee Way to Wellbeing



Wellbeing without walls
 This theme promotes wellbeing through outdoor activity, nature connection, and physical movement. It encourages people to step outside, slow down, and use natural environments to reduce stress, improve mood, and support overall health

Inter Tutor Football

The Power of Connection
 Centered on relationships and belonging, this theme explores how connection supports mental wellbeing. It encourages meaningful conversations, peer support, and community involvement to reduce loneliness and strengthen resilience

Christmas Hide&Seek

Balance: The Art of Self-Care
 This theme helps individuals understand how to care for themselves in practical, realistic ways. It focuses on healthy routines, boundaries, and balance between responsibilities, rest, and enjoyment to support sustainable wellbeing.

Musical Yoga

Thriving
 Moving beyond coping, this theme inspires growth, motivation, and confidence. It supports individuals to set goals, develop a positive mindset, and recognise their strengths to create a sense of purpose and direction.


Just Dance

Your Mind Your Superpower
 This theme empowers individuals to understand and use their mental skills effectively. It focuses on emotional regulation, self-belief, and problem-solving, helping people feel more in control of their thoughts and reactions.

Superhero Circuits

Strength in everyday moments
 This theme encourages individuals to notice and value the positive moments in everyday life. By practicing gratitude, mindfulness, and reflection, it helps build emotional resilience, improve mood, and reinforce wellbeing through simple, achievable actions.

Sports Day




TUTOR TIME DEBATE: DOS & DON'TS

Expectations for respectful discussion

DO

- Listen actively and attentively
- Wait your turn to contribute
- Explain your viewpoint clearly
- Stay focused on the topic.



DON'T

- Interrupt or talk over others
- Mock or dismiss alternative viewpoints
- Make personal or targeted comments
- Deraill the discussion from the focus auestion

Debate ideas thoughtfully. Respect people always.