



Key Skills:

Year 9 Basketball

SMSC and British Values

- Understanding the need for rules and regulations
- Ensuring fair play at all times



Skill	Description
Dribbling & Cross overs	Dribbling is a fundamental skill in which a player uses one hand to continuously bounce the ball on the court. Dribbling helps you control the ball, advance it toward the hoop, and create distance between you and your defender. To perform a crossover dribble, you switch your hand from one hand to the other. If you crossover from your right to left hand, step with your right foot simultaneously while crossing over to make your crossover more effective.
Set shot & Layups	Shooting in basketball is a critical skill that involves accurately throwing the ball into the goal to score points for your team. We follow the 'BEEF' technique. Balance- feet shoulder width apart, Eyes looking at the post, Elbow at 90 degrees and Flick of the wrist. Students in Year 9 will recap the set shot and be re-introduced the Lay-up. For a layup, you run towards one side of the basket, jump, and lay the ball off the backboard into the hoop. Students will practice layups from both sides of the hoop, and with both your right and left hands.
Offensive Strategies	Two basic tactics can be distinguished in basketball: The "fast break" and the play-centred game. In a fast break the offense attempts to move the ball forward as quickly as possible so that the defense is out of position and outnumbered. The focus here is on speed and quick passes.
Screening	Also known as a 'ball screen' or a 'screen and roll,' the pick and roll is simple yet effective. It's used during Triangle offenses or against zone defenses to throw off the defender. To execute, one player sets a screen for his teammate who has the ball. With the defender locked up, their teammate gains a wide-open shot. If the defender beats the screen and follows the player with the ball, the screener can get the ball and drive towards the net to shoot.
Defending Strategies	The defence either pressures the offense across the whole court or only half of it. This should help defensive players deflect or steal, as well as tire out the opponent and increase forced errors. In Year 9 students will focus on zonal marking.
Full sized games	Students will get into full sized games with 10 players on the court at once to replicate an official basketball game

Example of a Basketball Game



Scan me

When watching the game look out for the following:

- See if you can identify zonal marking
- Can you see a player using a screen as an offensive strategy?
- Why do players use a cross over dribble?

Components of fitness used in Basketball:

- Speed
- Agility
- Aerobic Fitness
- Power

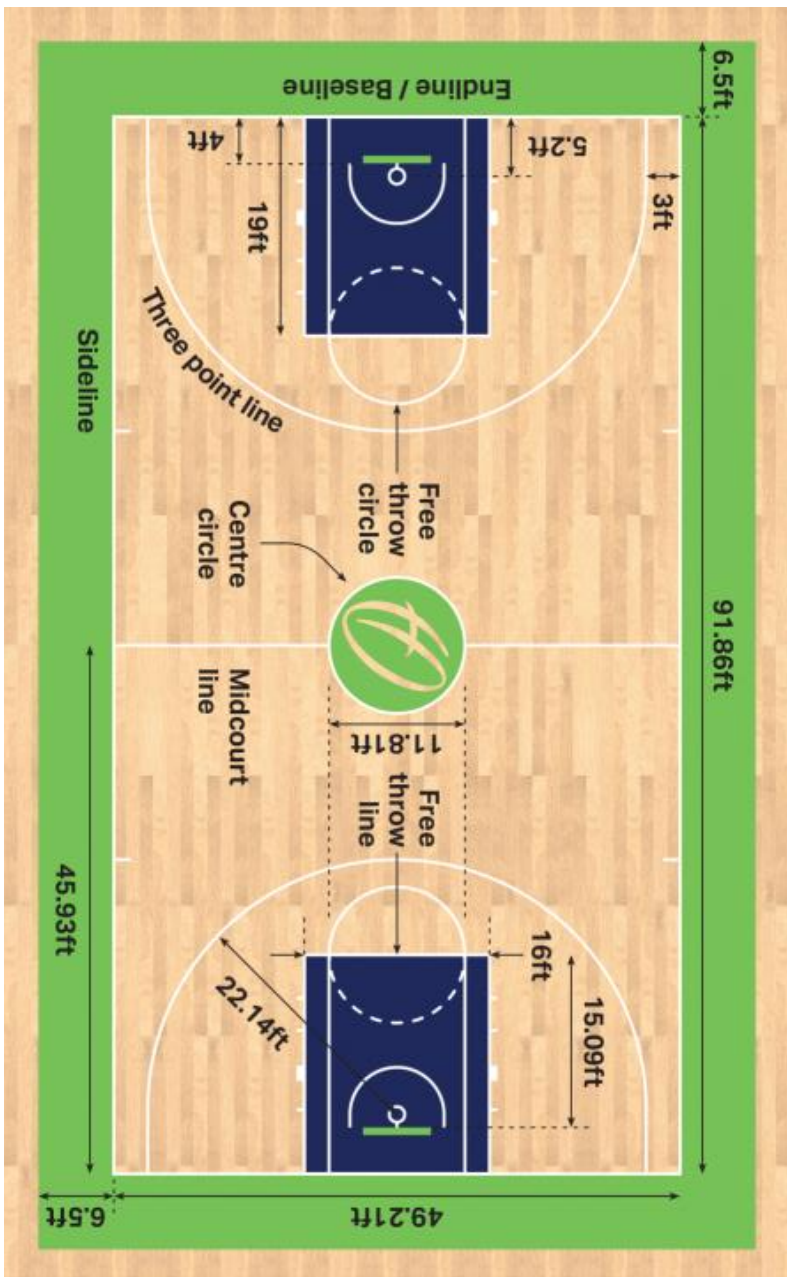
Transferable Skills

- Sending and Receiving
- Spatial Awareness
- Marking and defending
- Change of direction
- Change of pace
- Shooting

Tactics and Rules

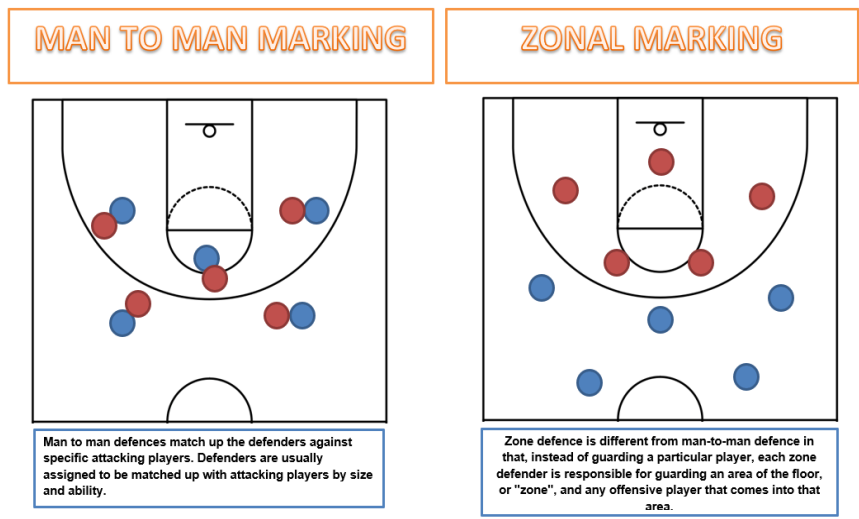
- Each team can have a maximum of 5 players on the court at any one time. Substitutions can be made as many times as they wish within the game.
- The ball can only be moved by either dribbling (bouncing the ball) or passing the ball. Once a player puts two hands on the ball (not including catching the ball) they cannot then dribble or move with the ball and the ball must be passed or shot.
- After the ball goes into a team's half and they win possession back the ball must then make it back over the half way line within 10 seconds. If the ball fails to do so then a foul will be called and the ball will be turned over.
- Each team has 24 seconds to at least shot at the basket. A shot constitutes either going in the basket or hitting the rim of the basket. If after the shot is taken and the ball fails to go in the basket then the shot clock is restarted for another 24 seconds.
- The team trying to score a basket is called the offence whilst the team trying to prevent them from scoring is called the defence. The defence must do all they can to stop the offence from scoring by either blocking a shot or preventing a shot from being fired.
- After each successful basket the ball is then turned over to the opposition.
- Fouls committed throughout the game will be accumulated and then when reached a certain number will be eventually be awarded as a free throw. A free throw involves one player from the offensive team (the player fouled) to take a shot unopposed from the free throw line. Depending on where the foul was committed will depend on the number free throws a player gets.
- Violations in basketball include travelling (taking more than one step without bouncing the ball), double dribble (picking the ball up dribbling, stopping then dribbling again with two hands), goaltending (a defensive player interferes with the ball travelling downwards towards the basket) and back court violation (once the ball passes the half way line the offensive team cannot take the ball back over the half way line).

Basketball Court




Man VS Zonal Marking

BASKETBALL DEFENCE STRATEGIES

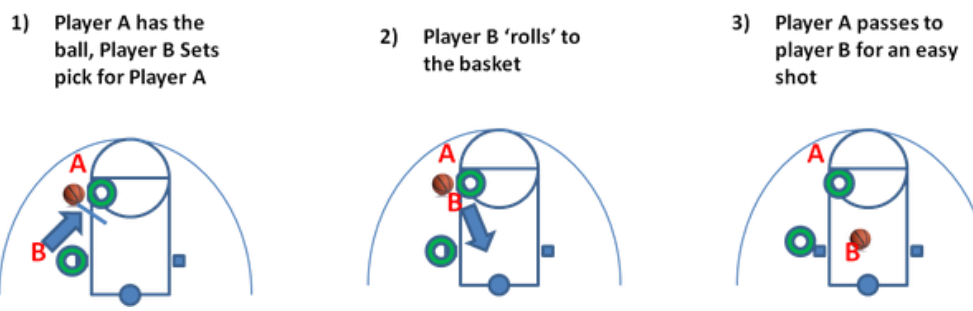


Cross over



Screening

Pick and Roll



- ### Wider experiences and opportunities
- All pupils are encouraged to watch Basketball games and other live games on TV
 - All pupils have the opportunity to attend Basketball club
 - Pupils may be invited to represent the school team at matches
 - Basketball England can recommend local Basketball clubs for you to join.