

# Knowledge Map: Panoramic

## Panoramic

A view or picture with a wide view surrounding the observer; sweeping:  
*"on a clear day there are panoramic views"*



Henri Reichhold




David Hockney

## Artist influences


## Viewpoint

Different viewpoints can be used to focus on the main subject of the picture and get rid of any distractions. The proper viewpoint or camera angle is an important factor in creating and controlling a good composition.



## Light

An understanding of light, what it is, how it behaves and how you can learn to use it, is essential to creating good photographs. While taking a photograph you need to think about what lighting angles to use for good results, and which exposure settings will bring out the best detail and tonal shading.



Two point perspective

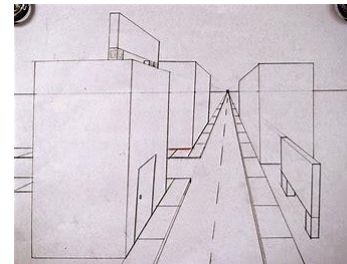

## Lines

Lines are used in photography to direct the viewer's eye and make it follow the subject of the picture. This is most commonly used with things such as railway tracks as parallel lines appear to get closer together as they move into the distance.



## Positive/Negative space

Positive space is defined as the focal point in the photograph. Negative space is the empty space around your main subject. This kind of space seems like unimportant background space but this empty space can add an important aspect to the composition; too much or too little negative space can completely ruin a photograph. If a photograph is cropped too much, it can make the subject of the photograph more difficult for the viewer to pinpoint.



One point perspective



**Concertina book**  
 Concertina means to extend, compress, or collapse in folds.